


Part  
**A**


**Slider Instructions**

Cliff Stoll / Acme Klein Bottles  
Chris Hamann & Nancy Shaw

Use this ruler to measure two pieces of transparent tape.  
Make one section the size of the black line and the other the size of the red line.



Place the adhesive sides together.



Draw a line with a fine maker in the middle.

Wrap the folded tape around the slide rule for sizing.  
Use the adhesive end to complete the slider.

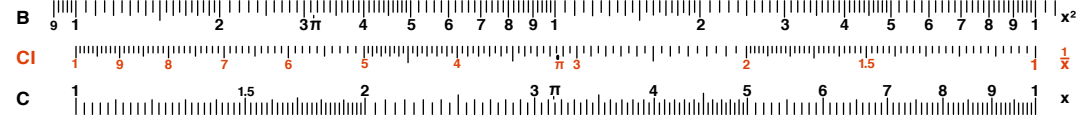
2nd Cut here



1st Cut here

Part **3rd Fold** Part A along the dotted lines  
**4th Slip** this section (Part B) into the folded Part A

Designed by ChriNaTECH



**5th Make** the slider following the instructions above.  
(You can make it easy. Use a 2-inch paper clip as a slider.)

Invented in the USA  
by Acme Klein Bottles